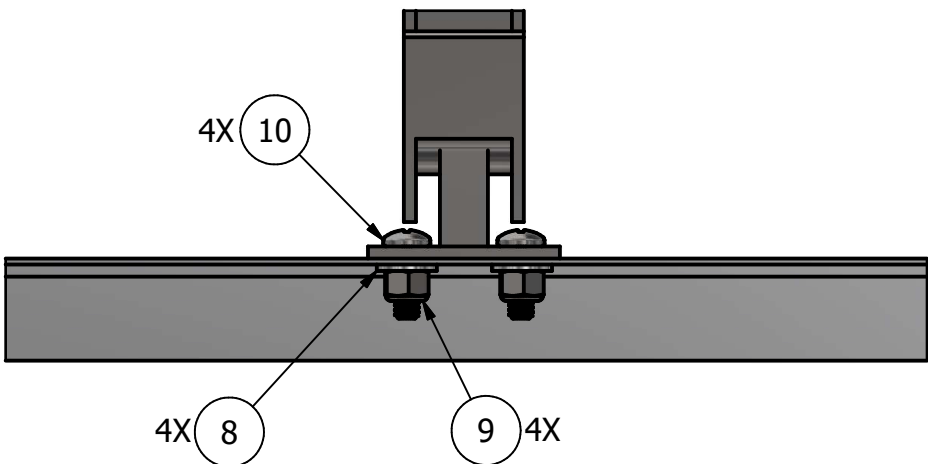


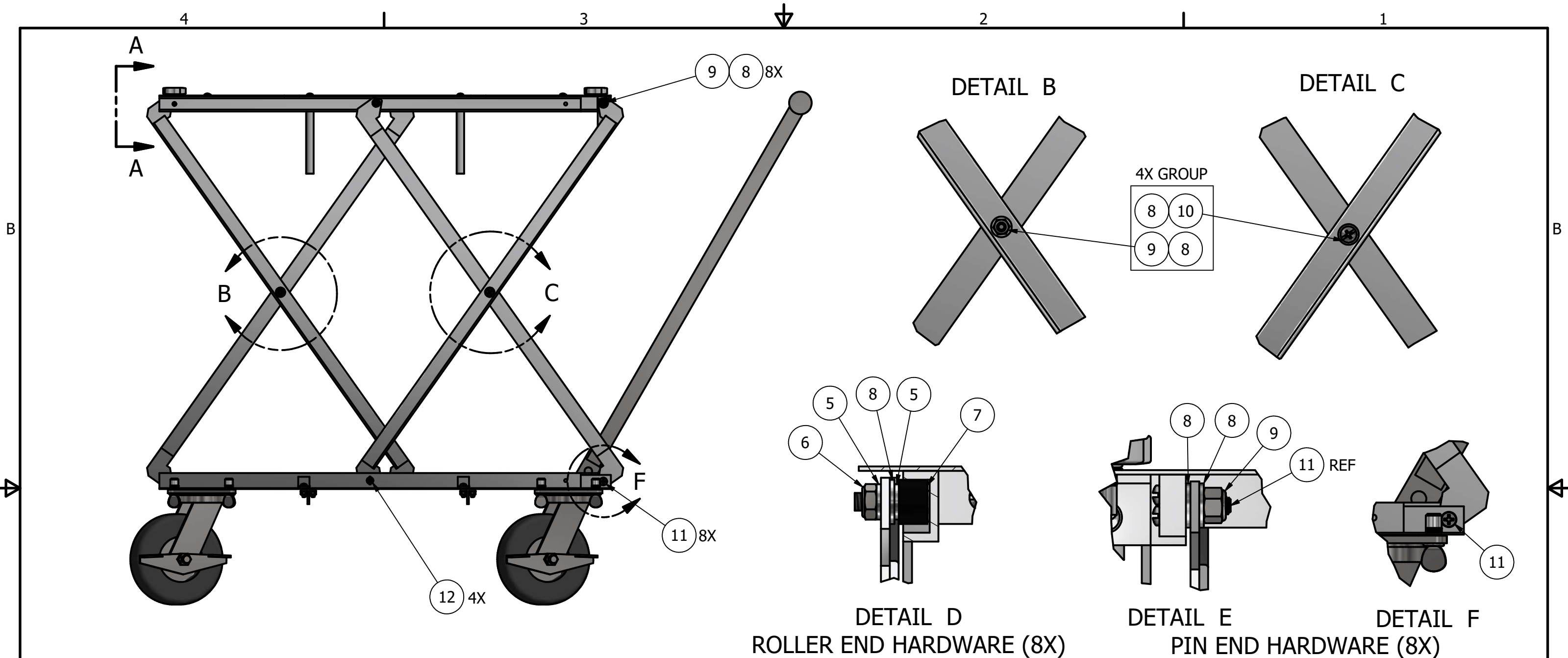
REVISION HISTORY	
REV	DATE
1	11/25/2020
2	2/21/2021



HANDLE MOUNTING DETAIL

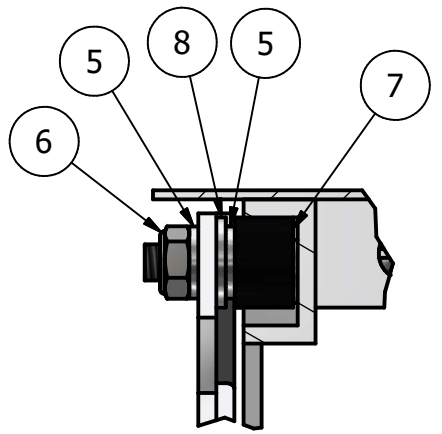
PARTS LIST			
ITEM	QTY	PART NUMBER	DESCRIPTION
1	1	ASM-11	SCISSOR MODULE TOP
2	1	ASM-12	SCISSOR MODULE BOTTOM
3	4	ASM-13	SCISSOR ARM A
4	4	ASM-14	SCISSOR ARM B
5	16	MMC-92510A398	1/4" ALUMINUM WASHER, 1/16 THK, 1/2 OD
6	8	MMC-90566A210	1/4-28 THIN STEEL NYLON LOCK NUT
7	8	MSC-CR-5-8-A-X	5/8" OD CAM FOLLOWER
8	36	MMC-98180A110	1/4" STEEL WASHER, 5/8 OD
9	16	MMC-90640A129	1/4-20 STEEL NYLON LOCK NUT
10	8	MMC-90604A541	1/4-20 x 3/4" PAN HEAD COMBO DRIVE
11	8	MMC-90273A542	1/4-20 x 1" STEEL FLAT HEAD SCREW
12	4	MMC-90179A537	1/4-20 x 1/2" STEEL THUMB SCREW
13	1	HFT-94354	HAUL-MASTER SWIVEL HANDLE

DRAWN		DATE		RIT MSD P21462			
G. Waldron		11/25/2020		TITLE SCISSOR MODULE			
CHECKED		DATE					
GENERAL TOLERANCES UNLESS NOTED							
.XX		.XXX		ANGLES			
.01		.005		.50			
SIZE				DWG NO		REV	
B				ASM-1		2	
SCALE		0.15 : 1				SHEET 1 OF 2	

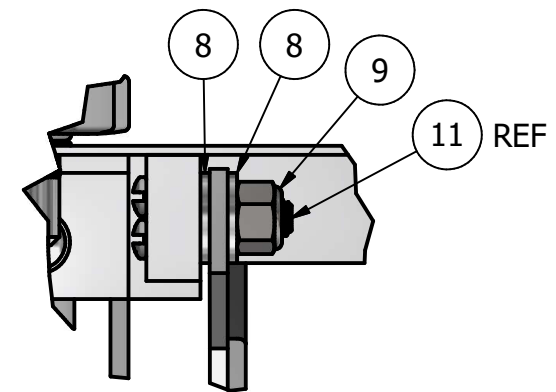


DETAIL B

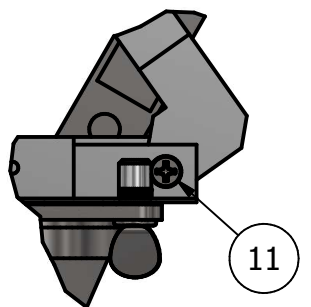
DETAIL C



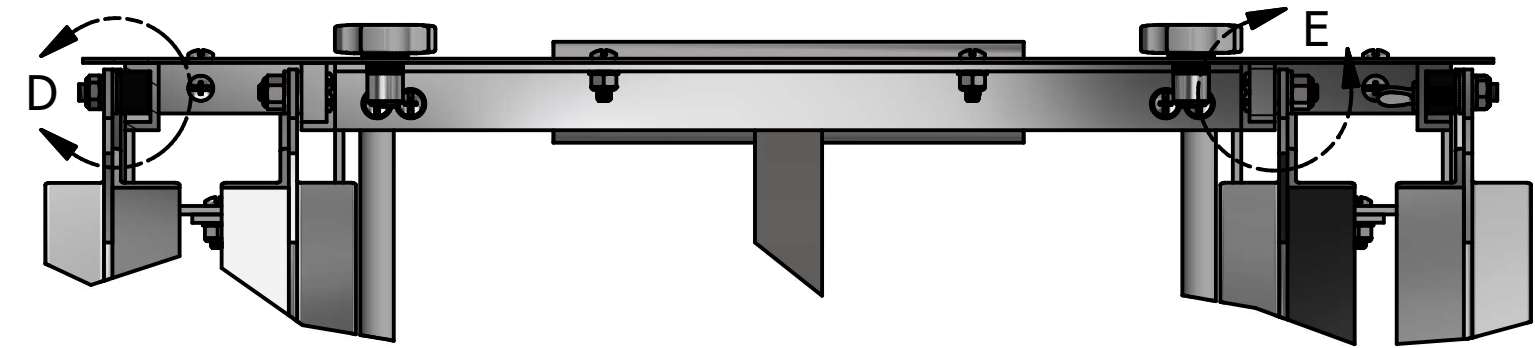
DETAIL D
ROLLER END HARDWARE (8X)



DETAIL E
PIN END HARDWARE (8X)



DETAIL F



VIEW A-A

DRAWN G. Waldron	DATE 11/25/2020	RIT MSD P21462		
CHECKED	DATE	TITLE SCISSOR MODULE		
GENERAL TOLERANCES UNLESS NOTED		SIZE B	DWG NO ASM-1	REV 2
.XX .01	.XXX .005	ANGLES .50	SCALE 0.16 : 1	SHEET 2 OF 2