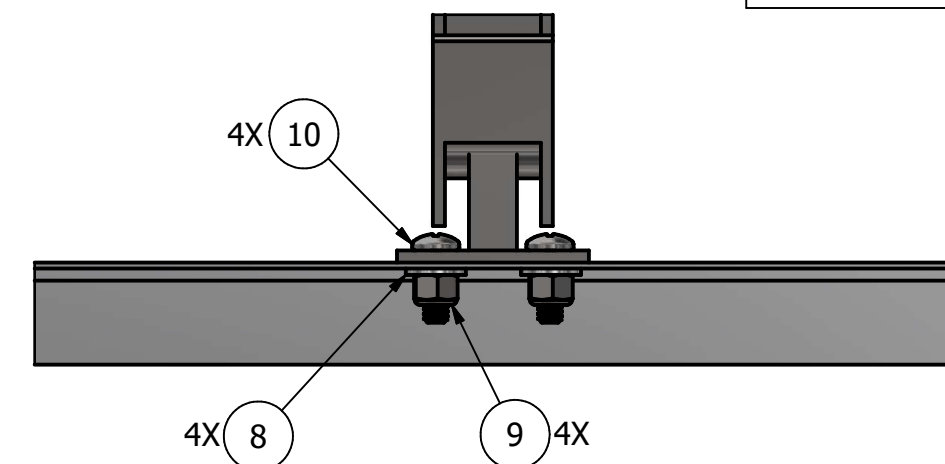


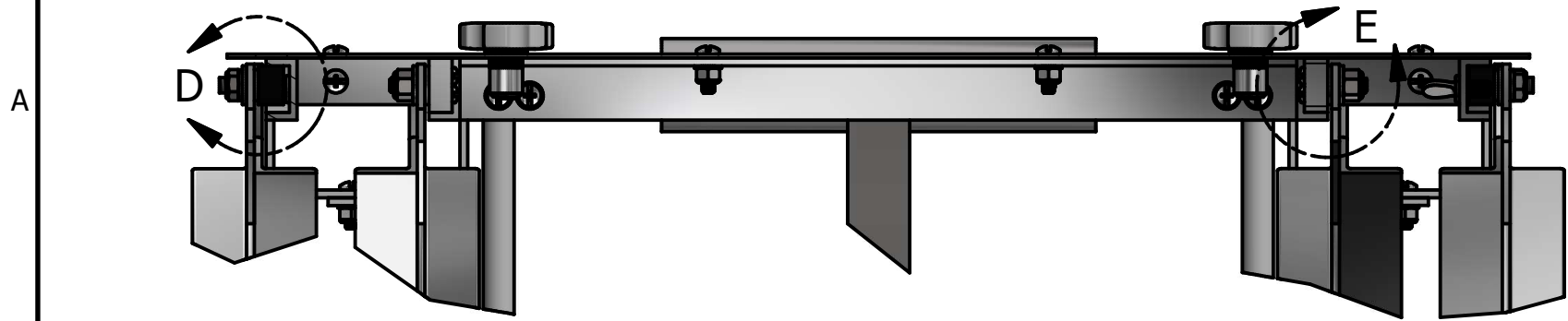
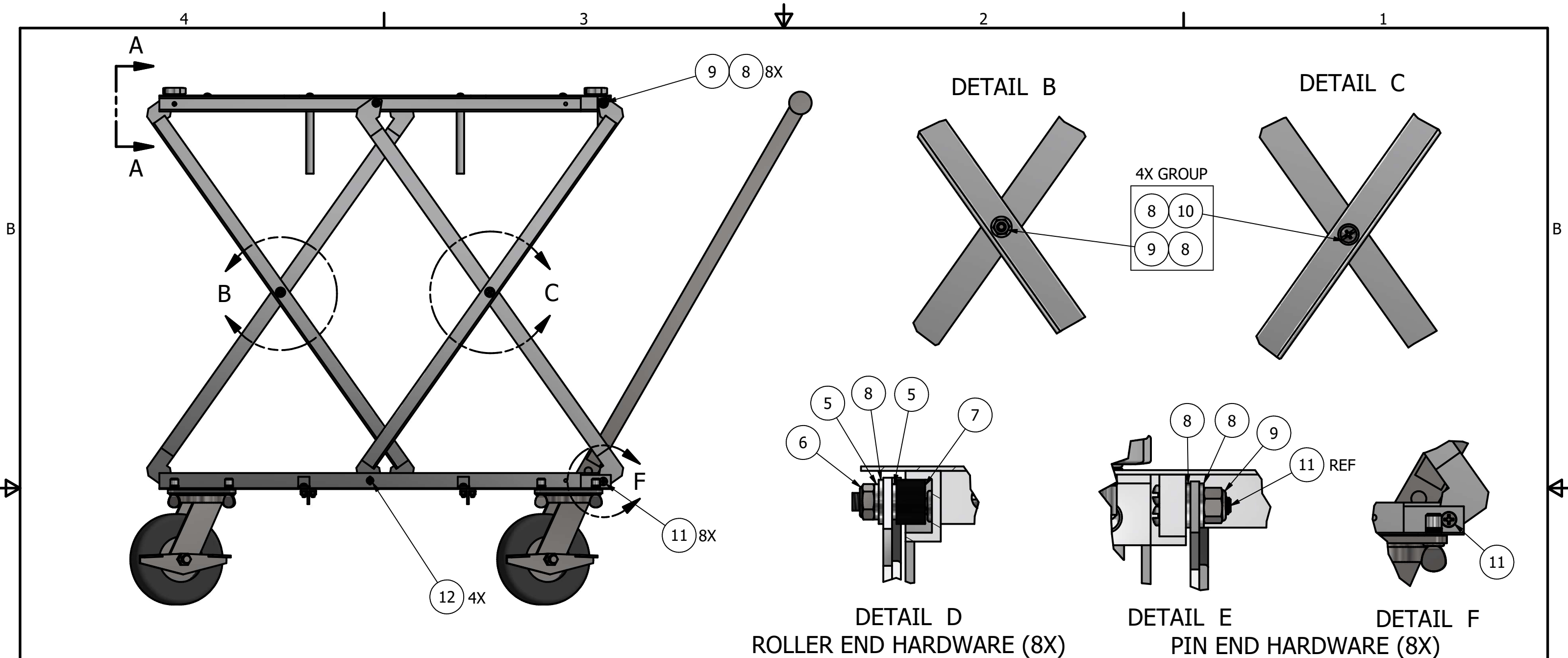
REVISION HISTORY	
REV	DATE
1	11/25/2020
2	2/21/2021
3	2/27/2021



HANDLE MOUNTING DETAIL

PARTS LIST			
ITEM	QTY	PART NUMBER	DESCRIPTION
1	1	ASM-11	SCISSOR MODULE TOP
2	1	ASM-12	SCISSOR MODULE BOTTOM
3	4	ASM-13	SCISSOR ARM A
4	4	ASM-14	SCISSOR ARM B
5	16	MMC-92510A398	1/4" ALUMINUM WASHER, 1/16 THK, 1/2 OD
6	8	MMC-90566A210	1/4-28 THIN STEEL NYLON LOCK NUT
7	8	MSC-CR-5-8-A-X	5/8" OD CAM FOLLOWER
8	36	MMC-98180A110	1/4" STEEL WASHER, 5/8 OD
9	16	MMC-90640A129	1/4-20 STEEL NYLON LOCK NUT
10	8	MMC-90604A541	1/4-20 x 3/4" PAN HEAD COMBO DRIVE
11	8	MMC-90273A542	1/4-20 x 1" STEEL FLAT HEAD SCREW
12	4	MMC-90179A537	1/4-20 x 1/2" STEEL THUMB SCREW
13	1	HFT-94354	HAUL-MASTER SWIVEL HANDLE

DRAWN		DATE		RIT MSD P21462			
G. Waldron		11/25/2020					
CHECKED		DATE		TITLE			
GENERAL TOLERANCES UNLESS NOTED <div> <div>.XX</div> <div>.XXX</div> <div>ANGLES</div> <div>.01</div> <div>.005</div> <div>.50</div> </div>				SCISSOR MODULE			
		SIZE		DWG NO		REV	
		B		ASM-1		3	
		SCALE				SHEET 1 OF 2	
		0.15 : 1					



VIEW A-A

DRAWN	DATE	RIT MSD P21462		
G. Waldron	11/25/2020	TITLE		
CHECKED	DATE			
GENERAL TOLERANCES UNLESS NOTED		SCISSOR MODULE		
.XX	.XXX	ANGLES	SIZE	DWG NO
.01	.005	.50	B	ASM-1
SCALE		0.16 : 1	REV	
			3	
			SHEET 2 OF 2	