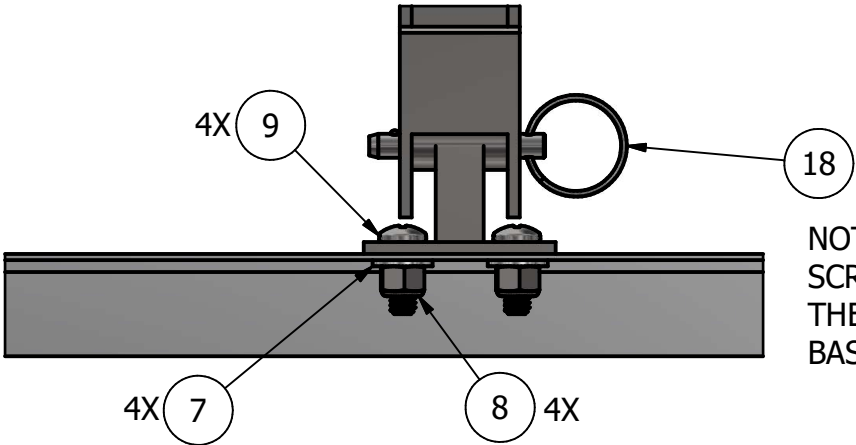


HANDLE MOUNTING DETAIL



NOTE: REPLACE
SCREW CONNECTING
THE HANDLE TO ITS
BASE WITH ITEM 18

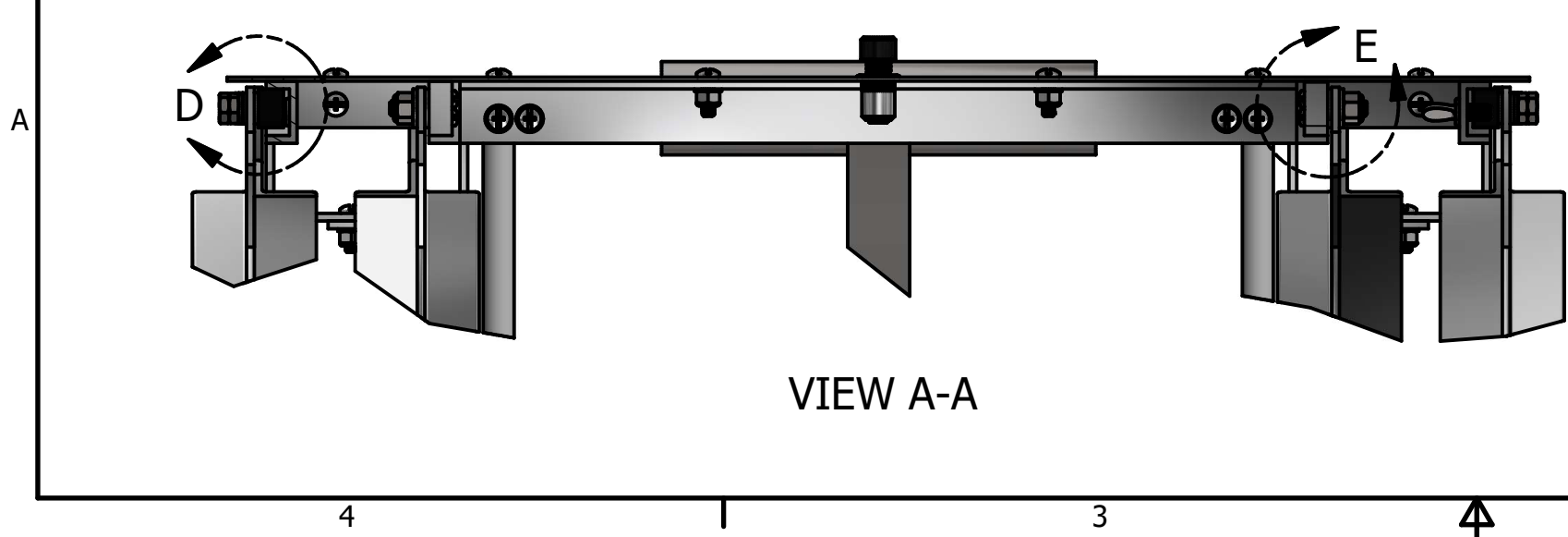
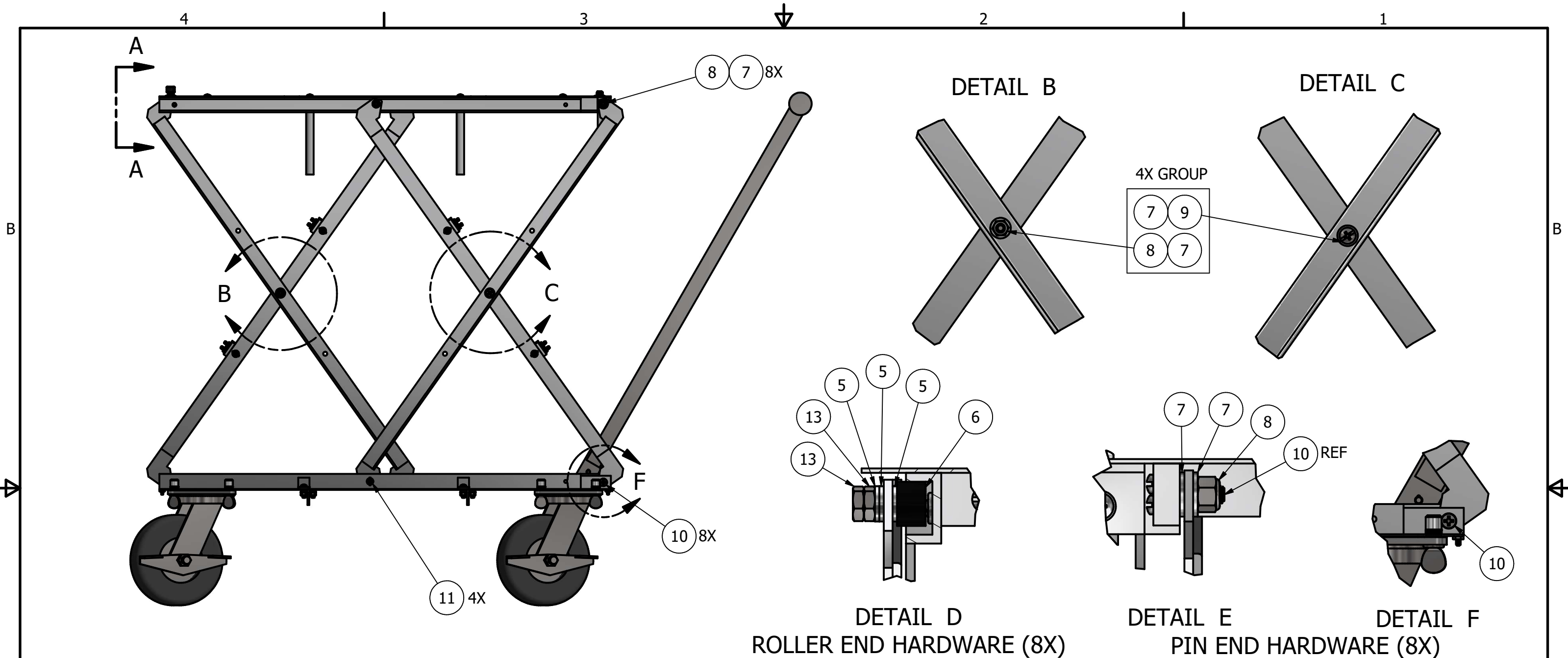
REVISION HISTORY	
REV	DATE
1	11/25/2020
2	2/21/2021
3	2/27/2021
4	4/27/2021

PARTS LIST

ITEM	QTY	PART NUMBER	DESCRIPTION
1	1	ASM-11	SCISSOR MODULE TOP
2	1	ASM-12	SCISSOR MODULE BOTTOM
3	4	ASM-13	SCISSOR ARM A
4	4	ASM-14	SCISSOR ARM B
5	24	MMC-92510A398	1/4" ALUMINUM WASHER, 1/16 THK, 1/2 OD
6	8	MSC-CR-5-8-A-X	5/8" OD CAM FOLLOWER
7	28	MMC-98180A110	1/4" STEEL WASHER, 5/8 OD
8	16	MMC-90640A129	1/4-20 STEEL NYLON LOCK NUT
9	8	MMC-90604A541	1/4-20 x 3/4" PAN HEAD COMBO DRIVE
10	8	MMC-90273A542	1/4-20 x 1" STEEL FLAT HEAD SCREW
11	4	MMC-90179A537	1/4-20 x 1/2" STEEL THUMB SCREW
12	1	HFT-94354	HAUL-MASTER SWIVEL HANDLE
13	16	MMC-94846A505	1/4-28 THIN HEX NUT
14	2	ASM-15	LATERAL SUPPORT A
15	2	ASM-16	LATERAL SUPPORT B
16	4	MMC-90604A148	6-32 x 1/2" PAN HEAD COMBO DRIVE
17	4	MMC-90480A007	6-32 HEX NUT
18	1	MMC-98320A133	1.25" LONG x 1/4" DIA. QUICK RELEASE PIN

4X DETAIL G
(LOWER TRACK OPEN ENDS)

DRAWN		DATE		RIT MSD P21462	
G. Waldron		11/25/2020		TITLE SCISSOR MODULE	
CHECKED		DATE			
GENERAL TOLERANCES UNLESS NOTED .XX .XXX ANGLES .01 .005 .50					
SIZE B				DWG NO ASM-1	
SCALE 0.15 : 1				REV 4	
				SHEET 1 OF 2	



DRAWN G. Waldron	DATE 11/25/2020	RIT MSD P21462		
CHECKED	DATE	TITLE SCISSOR MODULE		
GENERAL TOLERANCES UNLESS NOTED .XX .XXX ANGLES .01 .005 .50		SIZE B	DWG NO ASM-1	REV 4
		SCALE 0.16 : 1	SHEET 2 OF 2	